

## Holidays Home Work (Session 2022-23)

Class –I

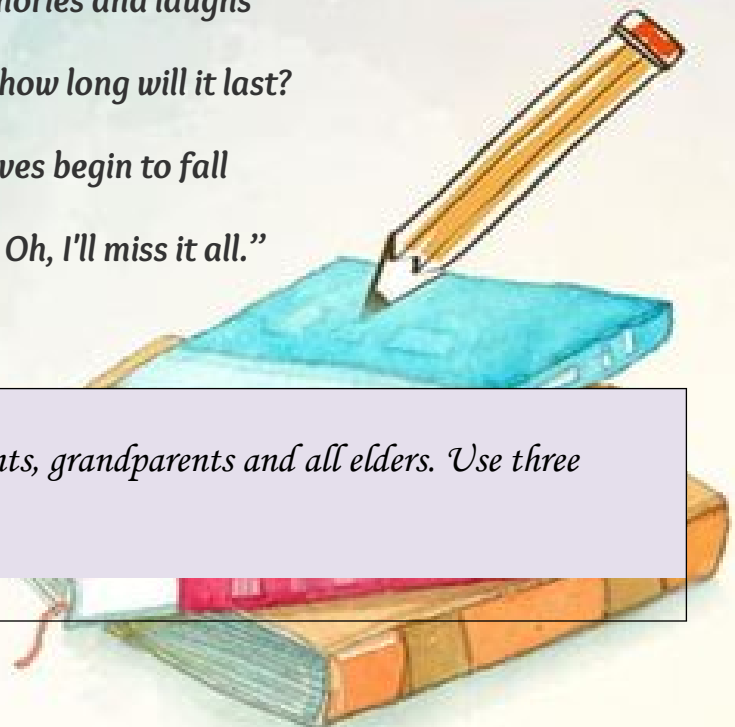
Name: - \_\_\_\_\_

Roll No. \_\_\_\_\_

Dear students,  
Greetings!!!

*“The grass so green, the sun so bright  
Life seems a dream, no worries in sight.  
Tans and tank tops, laughter and bliss  
Each moment passes without even a miss.  
Friends and cookouts, memories and laughs  
Good times to remember, but how long will it last?  
The grass soon fades, leaves begin to fall  
School replaces sleepovers. Oh, I'll miss it all.”*

*Good manners are the key -Respect your parents, grandparents and all elders. Use three magical words (Sorry, Please and Thank you).*





*Stay Fit, Stay Healthy -Play your favourite game/sport regularly.*

*Save Nature – Contribute to save our precious environment. Minimize the wastage of resources like water, fuel and electricity.*

**Must do:-**

- ✓ Eat healthy food and drink lots of water & juices.
- ✓ Read every day. Watch less T.V.
- Revise the syllabus covered till now.

Instructions for Students	Guidelines for Parents
<p>Do your homework neatly on your own.</p>	<p>Spend some quality time with your kids. Have at least one- time meal with them. Play some indoor or outdoor games. Take them to the park and share your childhood experiences with them. Encourage your child to go outdoors rather than sitting in front of electronic gadgets.</p>
<p>Revise the syllabus covered till now.</p> 	<p>Encourage your child to cultivate the reading habit. Get some story books of their choice to read.</p> <p>Involve your child in some household chores like laying the table, watering the plants, washing their own plates, cleaning their cupboards etc. Such type of activities gives them first-hand experience to become more confident and responsible.</p>
	<p><b>WISDOM</b> ..... begins with .....</p> <p><b>WONDER.</b></p> 

**Subjects****Tasks/Activities****English**

"Reading is to mind what exercise is to the body."

- On this note, Read Ch - 1 (Meet my Family) from course book, select ten new words, learn and frame sentences of the selected words in your fair notebook.

**Grammar:**

- Revise Ch - 1 (The Alphabets and Alphabetical order).
- Revise Naming Words and solve the given worksheet related to Naming Words:-

- Read the words given in the box below and arrange and write them alphabetically A to Z in each of the column.

Adil	parrot	hospital	duck	top
Chris	eraser	beach	lion	zoo
fork	supermarket	zebra	sister	Muscat
Varun	cat	brother	laptop	pillow

Person	Place	Animal	Thing

**Activity :-**

- Go around the house and list out the names of eight things made out of wood, in your fair notebook.
- Take ten 3 or 4- letter words. For ex: Book, Toy, Girl, etc. and frame sentences using 'the, this, that, is, an, I, am'.

Ex:-

- 1.) I am a girl.
- 2.) This is a toy.

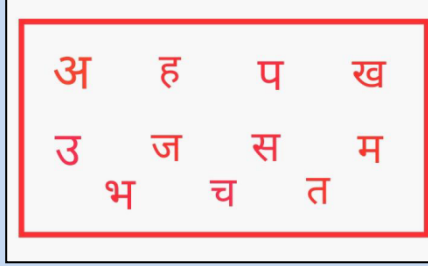
Last but not the least, always try to speak in English with your family and friends.

## Hindi

- स्वर और व्यंजन का लिखित रूप से कार्यपुस्तिका में अभ्यास करें ।
- अक्षर निर्माण पर ध्यान देते हुए निम्नलिखित अक्षरों की सहायता से दो, तीन और चार वर्णों के शब्द कार्यपुस्तिका में लिखें ।

जैसे :-

क - कल, कमर, कसरत

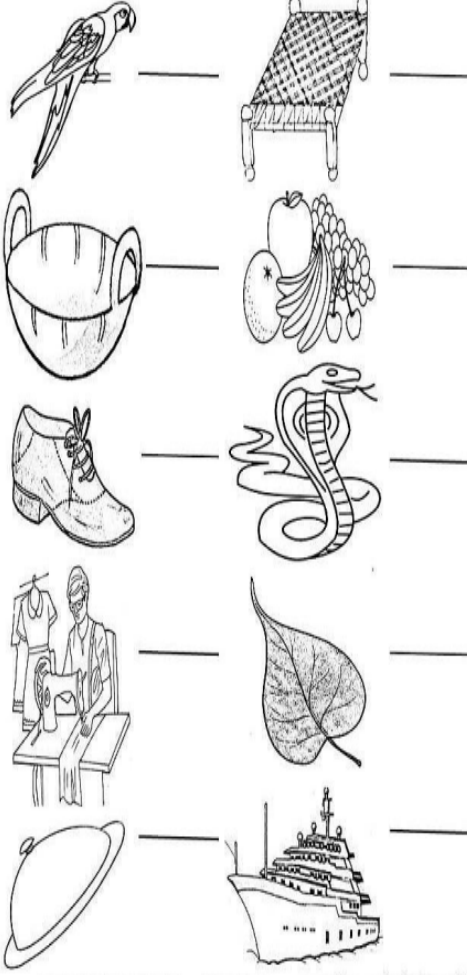


\* घर में उपस्थित सामग्री में से आ की मात्रा से संबंधित किन्हीं 8 वस्तुओं के नाम चित्र सहित कार्य पुस्तिका में चिपकाए ।

- कविता 'मज़ा आया' (पृष्ठ-24) उचित हाव भाव के साथ याद करें ।
- नीचे दी गई कार्यपत्रिका करें :-



चित्र देखकर पहला अक्षर लिखे और रंग भरो



खाली स्थान भरो

घर ..... | (चल/हल)  
यह चख्र। (घर/फल)  
..... तक चल। (शहद/महल)  
..... मत कर। (सड़क/बहस)  
फसल गई। (कट/मटर)  
घर पढ़। (चलकर/सरकस)  
जय पर चल। (नल/पथ)  
यश पर चढ़। (टब/बस)  
..... आम पक गए। (दस/कट)  
अब चल। (पल/घर)  
सब कह। (सच/कप)

अपने दादा - दादी के साथ समय व्यतीत करें और उनसे नैतिक मूल्यों पर आधारित कहानी सुने ।

### Maths

- Practice number names 1-20 orally (once a week).
- Learn and write number names from 21-50 in your fair notebook.
- Keep revising what comes After, Before, in Between, Backward counting from 50-1 & Comparing numbers.
- Do the given worksheets:-



**Comparing Numbers:**  
 Scoop up!

Color each scoop of ice cream that is the larger number out of the two.

2	37	35	19
6	33	45	29
24	58	14	19
27	56	11	17

Put in the number which comes before, between or after.

Before	Between	After
___ 29	33 ___ 35	17 ___
___ 18	5 ___ 7	30 ___
___ 36	21 ___ 23	9 ___
___ 7	12 ___ 14	25 ___
___ 25	19 ___ 21	11 ___
___ 31	37 ___ 39	39 ___
___ 1	7 ___ 9	3 ___
___ 23	26 ___ 28	29 ___



**Activity :-**

Collect the information about any 5 different people in your locality, write down their ages in numerals and then write their number names. Compare the numbers and find out who is the oldest and who is the youngest, in your practice notebook.

- ✓ Play simple games like Chess, Ludo, Scrabble, etc.

**EVS**

Learn to speak few lines about :-

1. Good manners
2. Family members
3. Best friend

**Suggested Activities:**

- Exercise daily to keep yourself healthy and fit.
- Make a list of five good habits you need to follow in order to keep your body healthy. Show them with pictures on A-4 size sheet.
- Read Ch - 4 (We are a family) from the course book. Select 10-15 new words; learn and write them in your fair notebook.
- Attempt the given worksheets :-



## EVS HOLIDAY HOMEWORK

NAME: \_\_\_\_\_ CLASS: I-\_\_ DATE: \_\_\_\_\_

"THEY HELP ME A LOT"



- I can \_\_\_\_\_ and \_\_\_\_\_ with my nose.
- I can \_\_\_\_\_ and \_\_\_\_\_ with my hands.
- I can \_\_\_\_\_ and \_\_\_\_\_ with my mouth.
- I can \_\_\_\_\_ and \_\_\_\_\_ with my eyes.
- I can \_\_\_\_\_ and \_\_\_\_\_ my ears.

### HELP BOX

write	smell	see	pierce	breathe
clap	speak	hear	wink	eat

- Be a Super Hero for your Mother.  
Help your mother to keep the house clean. Do small household chores like dusting, keeping your belongings at their proper places, and so on.

➤ It's Family time

Family Roles: Look at the pictures carefully and write down the roles of Parents/Children in the correct column to show whose responsibility it is.

The Role of the Parents	The Role of the Children



G.K.

Q1. Do the following G.K. worksheets in **Windmills Plus Semester 1** book.

Worksheet no. 1 (Fun with Rhymes)

Worksheet no. 2.(Outdoor Sports)

Worksheet no. 3 (Polite words)

Worksheet no. 5(Fruits and Vegetables)

**Knowledge Lighthouse:-**

Do the following Chapters of Collins lighthouse:-



Chapter - 2 (Good morning)  
Chapter - 3 (Fruity colours)  
Chapter - 5 (Happy Shapes)  
Chapter - 7 (I can do this)


**Art &  
Craft**

- Color the following pictures beautifully :-



**Craft work:-**

- Make the Flower Basket as shown below. You can use ice-cream sticks to make the basket and origami/ pastel sheets for the flowers. Make this flower basket in your art file.



***Hope you have a great time while enjoying your Summer Break!***

