



**RUKMINI DEVI**  
**PUBLIC SCHOOL**  
*The School with a difference*  
Under the aegis of Seth Pokhar Mal Educational Society

Tel : 09996547888, 09729086888, 09996494331

E-mail : [contact@rdps-nh1.edu.in](mailto:contact@rdps-nh1.edu.in), website : [www.rdps-nh1.edu.in](http://www.rdps-nh1.edu.in)

Affiliated to CBSE - New Delhi (Affiliation No. : 531276)

43.7 Milestone, NH-1,  
Vardaan Chowk, Sec-7,  
Sonepat



## Holidays Home Work (Session 2022-23)

Class – PP

Name: - \_\_\_\_\_

Roll No. \_\_\_\_\_

Dear students,  
Greetings!!!


*Dear children, finally the summer holidays are here. Holidays are great, but schoolwork can be fun and inspiring too! So to keep you engaged and active, here are a few interesting Activities for the summer break, ...*

*Parents are requested not to burden their child with any kind of formal learning activities. You can help them to learn in play way method.*




Subjects	Tasks/Activities
English	<ul style="list-style-type: none"> <li>Complete the attached worksheets.</li> <li>Do practice of cursive letters a,b,c,d. Practice atleast 2 pages of each letter in your notebook.</li> </ul>
Hindi	<ul style="list-style-type: none"> <li>स्वर (अ - अः) और व्यंजन (क - न) अभ्यास करें।</li> <li>अक्षरों की पहचान और बनावट पर ध्यान दें।</li> <li>व्यंजन (त, न, ग, म, भ) 1 पृष्ठ पर एक व्यंजन का अभ्यास करें।</li> </ul>
EVS	<ul style="list-style-type: none"> <li>Complete the attached worksheets.</li> <li>Make a beautiful card for Father's Day.</li> </ul>
Maths	<ul style="list-style-type: none"> <li>Complete the attached worksheets.</li> </ul>

























**Worksheet**



## Phonic Sounds

### (A-Z) (a-z)



Alphabet	Phonic Sounds	Vocabulary	Alphabet	Phonic Sounds	Vocabulary
<b>Aa</b> says	ऐ	 APPLE	<b>Nn</b> says	न	 NEST
<b>Bb</b> says	ब	 BALL	<b>Oo</b> says	ओ	 OWL
<b>Cc</b> says	क	 CAT	<b>Pp</b> says	प	 PARROT
<b>Dd</b> says	ड	 DOG	<b>Qq</b> says	क्व	 QUILT
<b>Ee</b> says	ए	 EGG	<b>Rr</b> says	र	 ROSE
<b>Ff</b> says	फ	 FISH	<b>Ss</b> says	स	 SUN
<b>Gg</b> says	ग	 GOAT	<b>Tt</b> says	ट	 TIGER
<b>Hh</b> says	ह	 HORSE	<b>Uu</b> says	अ	 URN
<b>Ii</b> says	इ	 INKPOT	<b>Vv</b> says	व	 VAN
<b>Jj</b> says	ज	 JOKER	<b>Ww</b> says	वॅ	 WATCH
<b>Kk</b> says	क	 KITE	<b>Xx</b> says	एक्स	 X-MAS TREE
<b>Ll</b> says	ल	 LION	<b>Yy</b> says	य	 YAK
<b>Mm</b> says	म	 MANGO	<b>Zz</b> says	ज़	 ZEBRA

# Initial Letter

Write the first letter of the given pictures.



\_\_\_\_\_

\_\_\_\_\_

\_\_\_\_\_



\_\_\_\_\_

\_\_\_\_\_

\_\_\_\_\_



\_\_\_\_\_

\_\_\_\_\_

\_\_\_\_\_



\_\_\_\_\_

\_\_\_\_\_


\_\_\_\_\_



\_\_\_\_\_

\_\_\_\_\_


\_\_\_\_\_



\_\_\_\_\_

\_\_\_\_\_


\_\_\_\_\_



\_\_\_\_\_

\_\_\_\_\_

\_\_\_\_\_



\_\_\_\_\_

\_\_\_\_\_

\_\_\_\_\_



\_\_\_\_\_

\_\_\_\_\_

\_\_\_\_\_



\_\_\_\_\_

\_\_\_\_\_

\_\_\_\_\_



\_\_\_\_\_

\_\_\_\_\_

\_\_\_\_\_



\_\_\_\_\_

\_\_\_\_\_

\_\_\_\_\_



\_\_\_\_\_

\_\_\_\_\_

\_\_\_\_\_



\_\_\_\_\_

\_\_\_\_\_

\_\_\_\_\_



\_\_\_\_\_

\_\_\_\_\_

\_\_\_\_\_



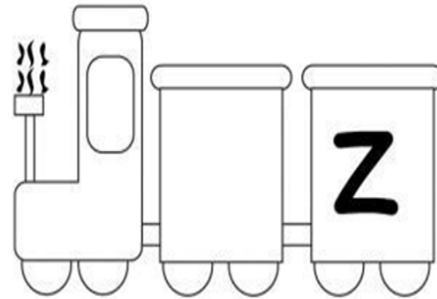
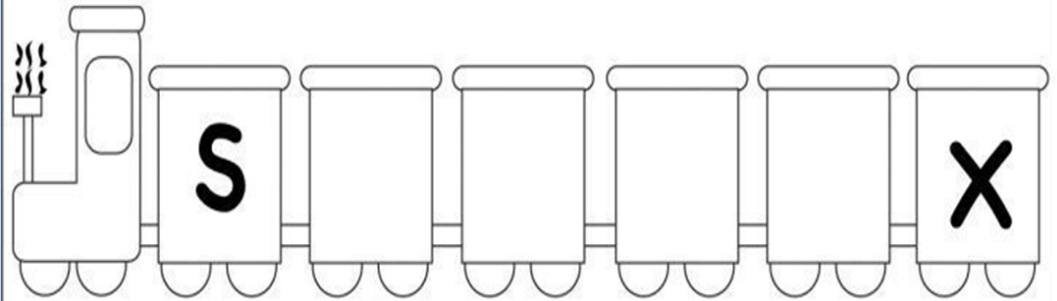
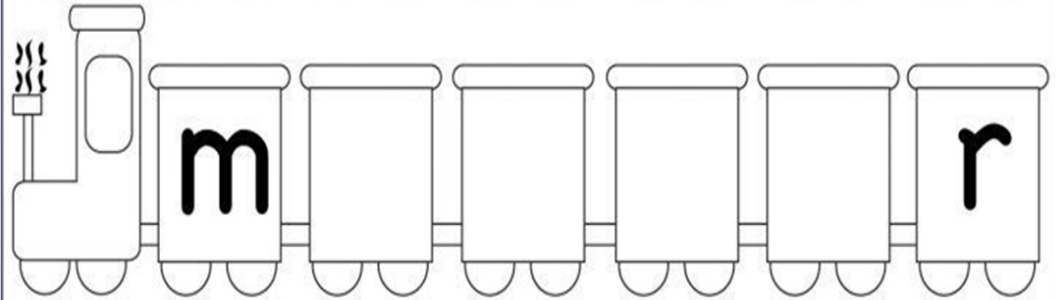
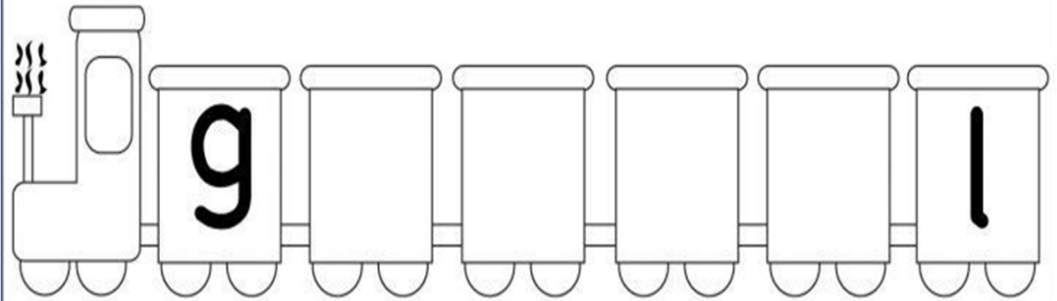
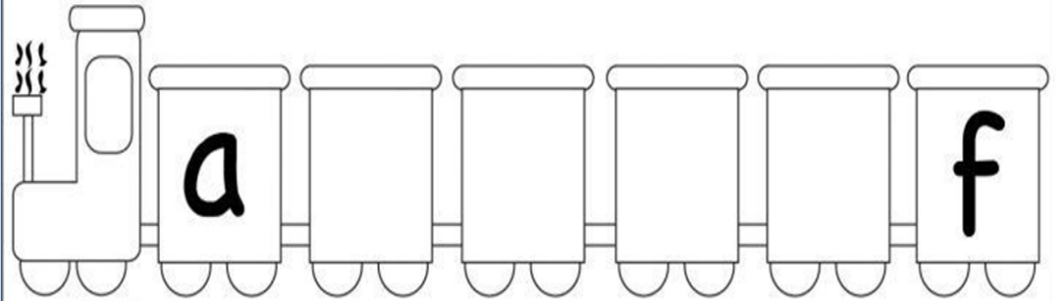
\_\_\_\_\_

\_\_\_\_\_

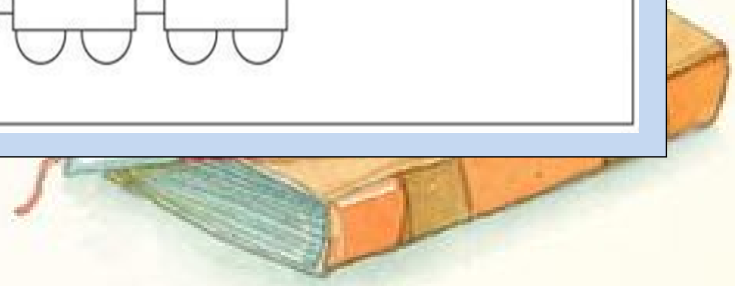
\_\_\_\_\_

Worksheet

# Finish the alphabet.



Worksheet



Worksheet

ଘ ଙ ଟ ଠ

ଡ ଢ ଘ ଙ

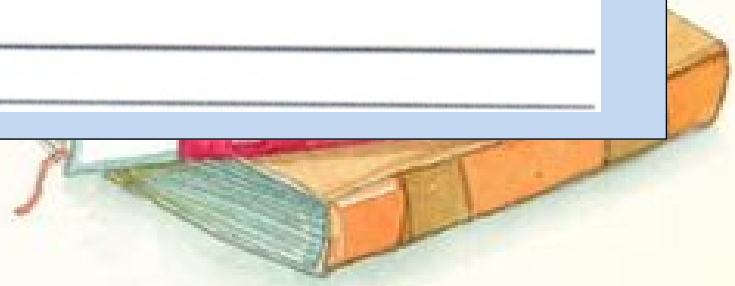
ଚ ଛ ଜ ଝ

ଞ ଣ ଠ ଡ

ଣ ଡ ଢ ଠ

ତ ଠ ଡ ଠ


ଧ ଢ



# Tallest

Directions: Circle the picture that is tallest. Color.

Worksheet



# Pick the Heaviest

Circle the heaviest in each of the following group.





Write and speak loudly.

Worksheet

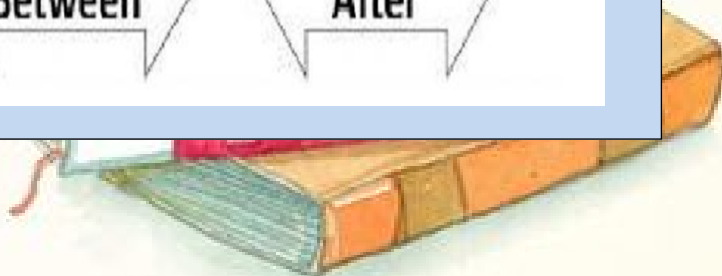

1	21		51				
					62		
			33				93
				44			
	15					75	
					56		
7			37				
							88
		29					
				50			100



Put in the number which comes before, between or after.

Before	Between	After
_____ 29	33 _____ 35	17 _____
_____ 18	5 _____ 7	30 _____
_____ 36	21 _____ 23	9 _____
_____ 7	12 _____ 14	25 _____
_____ 25	19 _____ 21	11 _____
_____ 31	37 _____ 39	39 _____
_____ 1	7 _____ 9	3 _____
_____ 23	26 _____ 28	29 _____

Worksheet



# Hindi Letter Worksheets

अक्षरो को ट्रेस करे (Trace The Letter)



ऋ-(ri) से ऋतू (ri-tu)



Worksheet

ऋ



ऋ



ऋ



ऋ























चित्र के नाम के पहले अक्षर को लिखो

Write the First Letter of the Picture

Indif.com

Worksheet

# अक्षर को चित्र से मिलाओ।

त



च



ट



घ



ज



ग


















Worksheet

# CLASSIFY THE FRUITS AND VEGETABLES

**FRUITS**

**VEGETABLES**
















Worksheet


<b>Banana</b> 	<b>Broccoli</b> 	<b>Pear</b> 	<b>Tomato</b> 	<b>Orange</b> 
<b>Avocado</b> 	<b>Pineapple</b> 	<b>Potato</b> 	<b>Strawberry</b> 	<b>Cucumber</b> 
<b>Onion</b> 	<b>Grapes</b> 	<b>Cherry</b> 	<b>Corn</b> 	<b>Mango</b> 

Worksheet

### Healthy Foods

Color only the healthier foods below.



EVS : WORKSHEET

Chapter : FOOD WE EAT

Where does it come from?



Worksheet

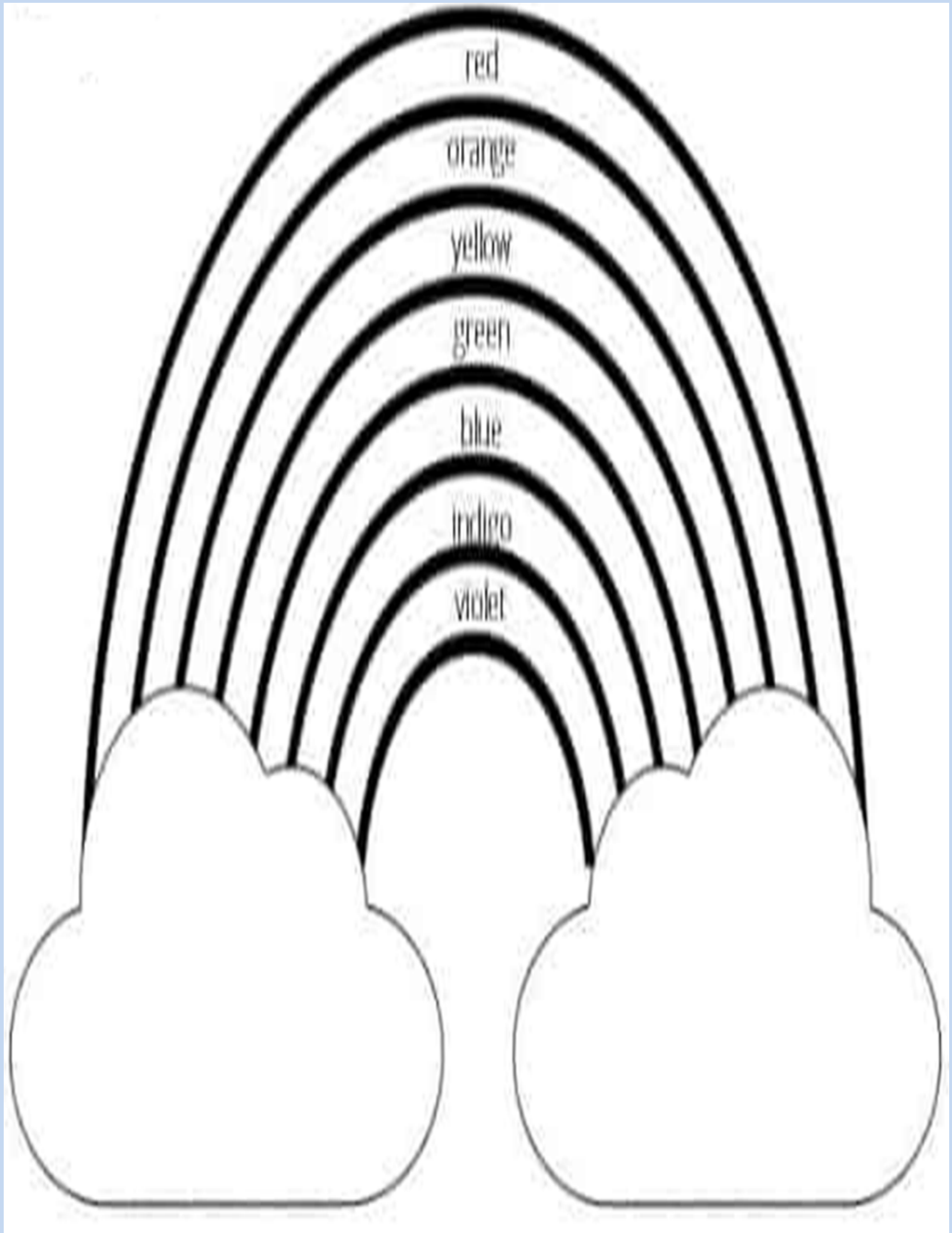
Worksheet







Finger  
Printing



*Hope you have a great time while enjoying your Summer Break.*

