

Holidays Home Work (Session 2022-23)

Class – PS

Name: - _____

Roll No. _____

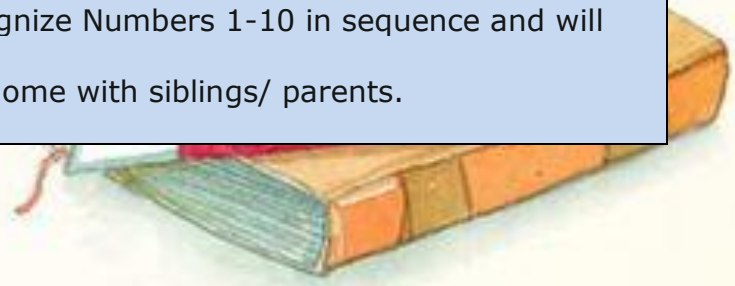
Dear students,
Greetings!!!

Dear children, finally the summer holidays are here. Holidays are great, but schoolwork can be fun and inspiring too! So to keep you engaged and active, here are a few interesting Activities for the summer break,...

Parents are requested to help their ward in revising all the concepts covered in the class in a play way method.




Subjects	Tasks/Activities
English	<p>Task-</p> <ol style="list-style-type: none"> 1. Revise all the rhymes that have been done so far with proper actions and voice modulation. 2. Written practice of Letters 'T, L, H, F, I' (Capital and small) in separate home practice (3 in 1) notebook (only once). 3. Do Picture reading of letters 'T, L, H, F, I' (Capital and small) to enhance your vocabulary. 4. Do given worksheets. <p>The objectives:</p> <ul style="list-style-type: none"> • Students will be able to recall all the rhymes with proper actions and voice modulation and will improve their Spoken skills. • Students will improve their reading skills, writing skills and strengthen their vocabulary.
Hindi	<p>कार्य /Task-</p> <ul style="list-style-type: none"> • अभी तक करवाई गई सभी कविताओं को उचित मुद्राओं तथा हाव-भाव द्वारा दोहराएं। • स्वर अ-अः का लिखित अभ्यास कार्यपुस्तिका में केवल एक बार करवाएं तथा उनसे संबंधित एक चित्र भी बनवाएं। <p>For the recapitulation of Hindi learning : Some YouTube links are :</p> <ul style="list-style-type: none"> • https://youtu.be/n3C_jy6zcNw • https://youtu.be/TM83zp1AkUM • https://youtu.be/GU9jWXorFkE <p>उद्देश्य /The Objective-</p> <ul style="list-style-type: none"> • Students will improve their reading skills, writing skills and strengthen their vocabulary. • While watching the videos students will improve their Visual, Spoken and Listening skills. <p>Useful Websites for Hindi –</p> <ul style="list-style-type: none"> • http://www.hindikibindi.com • http://abhivyakti-hindi.org/phulwari/index.htm
EVS	Revise all the concepts covered so far.
Maths	<p>Task</p> <ul style="list-style-type: none"> • Play board games with your children like Snakes and Ladder. • Written practice of Numbers 1-10 and Pre-number concept in separate home practice (3 in 1) notebook. • Do given worksheets. <p>The Objective</p> <ul style="list-style-type: none"> • Students will be able to recognize Numbers 1-10 in sequence and will improve their reading skills. • Good way to spend time at home with siblings/ parents. • Creativity can be enhanced.



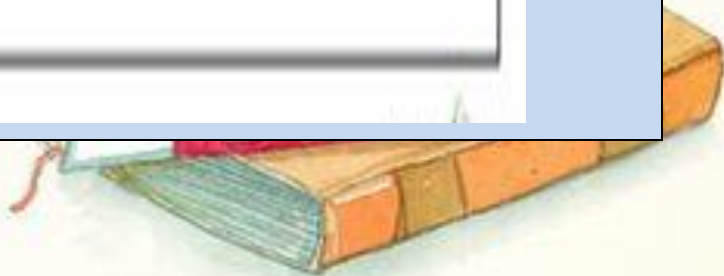

<p>Language Development Sentences</p>	<p>Recapitulate all the sentences for the enhancement of conversational skills.</p> <ol style="list-style-type: none"> 1. My name is . 2. I am a boy/girl. 3. I am years old. 4. I am awesome. 5. My Father's name is . 6. My Mother's name is . 7. My Class Teacher's name is . 8. Use of Magical Words- 'Sorry', 'Please', 'Excuse me' & 'Thank You'. 9. My Address is . 10. My Father's phone no. is . 11. My Mother's phone no. is . 12. I am a student of Rukmini Devi Public School, Rohini. 13. May I go to washroom? 14. I have finished my lunch. 15. Please open my lunch box/water bottle. 16. May I help you? 17. I have done my work. 18. Ma'am, please help me.
<p>Art & Craft</p>	<p>Here are a few creative assignments to be conducted during summer break through which students may enhance their creative, imagination and speaking skills. Kindly Note: These activities will be Assessed.</p> <p>Clay Moulding - Make any 3 Vegetables</p> <p>Developmental growth: Manipulating (squishing, squeezing, pulling, pushing, etc.) a piece of clay helps in developing the large and small muscles – improving dexterity. Fosters eye-hand coordination. Builds a student's ability to focus/builds attention span.</p> <p>Craft Activity- Air Transport (An Airplane)</p> <p>Origami helps develop hand-eye coordination, fine motor skills and mental concentration. Use of the hands directly stimulates areas of the brain. Paper folding challenges us at the cognitive level as we follow instructions, learning new skills and activities. Memory, non-verbal thinking, attention, 3D comprehension and imagination are further stimulated by the brain's exploration of Origami.</p> <p>Recitation Time: English and Hindi rhymes (1 each with proper actions and voice modulation)</p> <p>Learning and singing rhymes boosts the confidence of young children. Rhymes are also a handy tool for engaging kids. Nursery rhymes are important for language acquisition and help with speech development. They help children develop auditory skills such as discriminating between sounds and developing the ear for the music of words.</p>

My Favourite Things

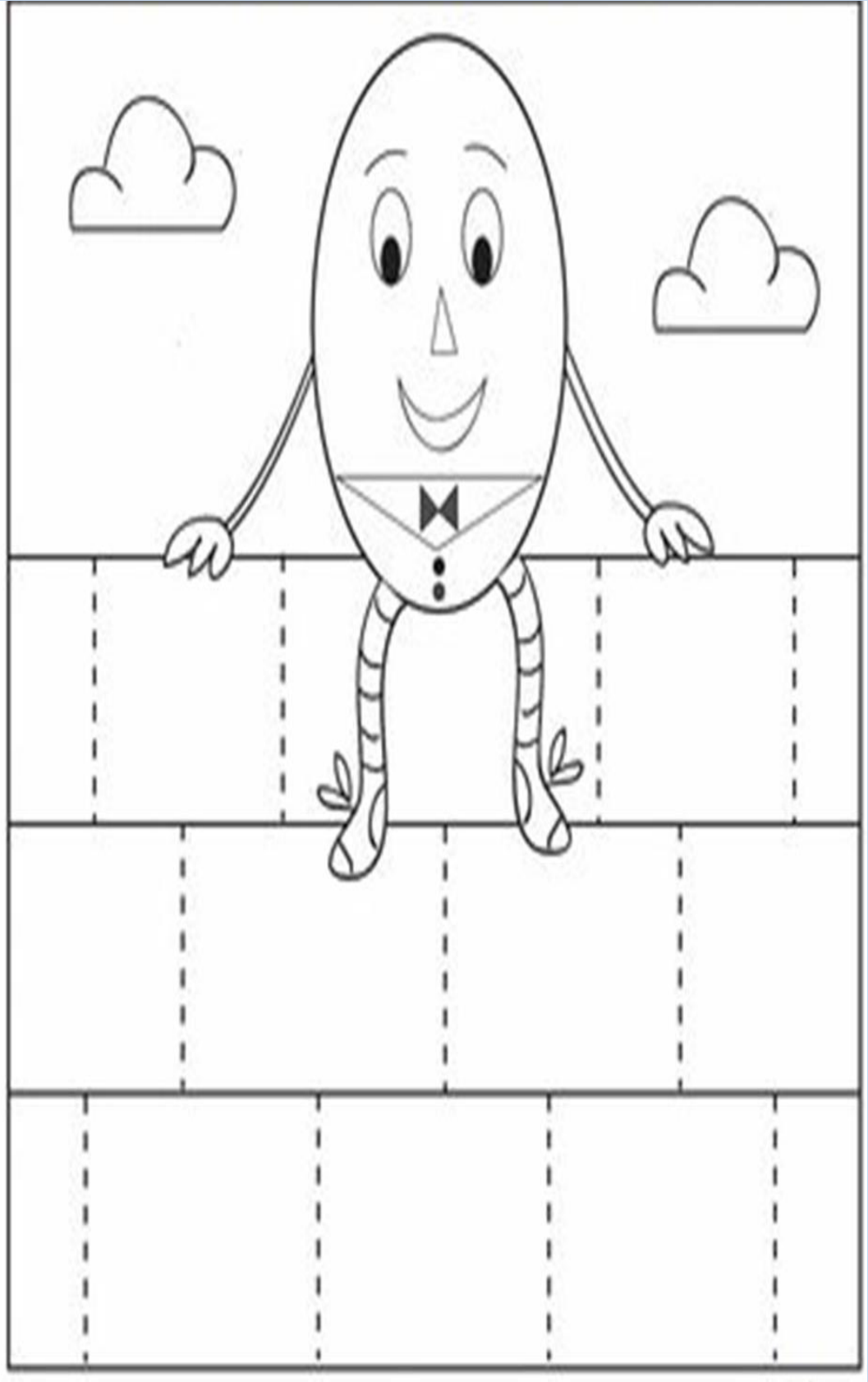
Make a collage and decorate the given frame with your Favourite Things. Paste the pictures of your favourite things like cartoon character, food, colour, toy, drink, animal, game or sports etc. You can add as many as you like.



**SLEEPING
LINE**



STANDING
LINE




COLOUR THE
PICTURE



WORKSHEET


Pasting Activity

Paste ice-cream sticks to make the fence and the door and colour the picture.



Colour and decorate the butterfly with waste material like pencil shavings, buttons, beads etc.

WORKSHEET



Hope you have a great time while enjoying your Summer Break.

