



**RUKMINI DEVI**  
**PUBLIC SCHOOL**  
*The School with a difference*  
Under the aegis of Seth Pankaj Mal Educational Society

Tel : 09996547888, 09729086888, 09996494331

E-mail : [contact@rdps-nh1.edu.in](mailto:contact@rdps-nh1.edu.in), website : [www.rdps-nh1.edu.in](http://www.rdps-nh1.edu.in)

Affiliated to CBSE - New Delhi (Affiliation No. : 531276)

43.7 Milestone, NH-1,  
Vardaan Chowk, Sec-7,  
Sonapat



## Holidays Home Work (Session 2022-23)

Class – V

Name: - \_\_\_\_\_

Roll No. \_\_\_\_\_

Dear students,  
Greetings!!!

***“Longer days and shorter nights,***

***Dark shades & brighter lights.***

***Favourite music & best friends,***

***Keep away pencils and Pens.***

***Make these days the time of your life,***


***And make the nights just as right.***

***This time only comes once a year,***

***So live it up without inhibition and fear.***

***This summer break, try and make a difference”.***





**Appreciate Nature** - Go for long walks in a park or garden with your family and friends.

**Good manners are the key** - Respect your parents, grandparents and all elders. Use three magical words (Sorry, Please and Thank you).

**Stay Fit, Stay Healthy** - Play your favourite game / sport regularly.


**Learn about our Heritage** – Find some time to visit museums and monuments. Visit to Rashtrapati Sangrahalaya and share your findings with your family and friends.

**Save Nature** – Contribute to save our precious environment. Minimize the wastage of resources like water, fuel and electricity.

**Must do:-**

- ✓ Eat healthy food and drink lots of water & juices.
- ✓ Read every day. Watch less T.V.
- ✓ Revise the syllabus covered till now.

Instructions for Students	Guidelines for Parents
Do your homework neatly and on your own.	Encourage your child to go outdoors rather than sitting in front of electronic gadgets all day.
Learn and Revise all the work done in the class.	Encourage your child to cultivate the reading habit. Get them some story books of their choice to read.
Make your own time table for summer vacations.	Involve your child in some household chores like laying the table, watering the plants, washing their own plates, cleaning their cupboards etc. Such type of activities gives them first-hand experience to become more confident and responsible.



Before going to bed at night, Plan your tasks for the next day and pen them down in a small diary. You can write at least 5 lines about what you did for the whole day and what you will do on the following day.

Prepare a folder, decorate it and bring all your holidays homework in it.

Encourage your child to do their homework on their own, but under your guidance.

## Subjects

## Tasks/Activities

### English

Q1. Write a paragraph on "Ashok Chakra" on an A-4 size sheet. Also underline the Nouns present in that paragraph and state their kinds on a separate sheet.

Q2. Prepare a dictionary having minimum five words of each alphabet (new words) with their meanings to enhance the vocabulary. Cover it with a beautiful cover and put a bookmark in it with a moral value written on it.

Q3. Describe the picture given below in 80- 100 words, on an A-4 size sheet.



Q4. Revise the entire syllabus that has been covered in the class.

### Hindi

निर्देश : नीचे दिया गया कार्य अपनी उत्तर पुस्तिका में सुंदर लेख में पूरा कीजिए।

वर्कशीट :

प्रश्न 1. नीचे दिए गए चित्र को ध्यान से देखिए और संकेत बिंदुओं की सहायता से उसका वर्णन अपने शब्दों में कीजिए।





प्रश्न 2. रोहन एक पेड़ कटवा रहा है। उसका मित्र राघव उसे पेड़ कटवाने से मना करता है। दोनों मित्रों के बीच हुए संवाद को लिखिए।



प्रश्न 3. नीचे दिए गए लिंक को खोल कर उसमें दी गई कहानी को ध्यान पूर्वक सुनिए। कहानी को सुनकर आपको क्या सीख मिली, अपने शब्दों में लिखिए।

<https://www.youtube.com/watch?v=yN40teLk1xk>

प्रश्न 4. नीचे दिए गए चित्र को देखकर उससे संबंधित कोई कविता अपने शब्दों में लिखिए।







प्रश्न 5 नीचे दिए गए वर्णों को सही क्रम में लगाकर सही शब्द बनाइए -

1. त व र प

3. म टा चि

5. ल द् य या वि

2. ना ल रि य

4. खा च र

6. ल मा हि य

प्रश्न 6. अप्रैल व मई महीने में कराए गए कार्य की दोहराई कीजिए।



## Maths

### Instructions:

Activities 1- 3 are to be done on colored A-4 size sheets.

1. I can compare -- Find out height (in meters & centimeters) and weight (in Kgs) of any 10 people (friends, family members or relatives).  
Arrange this data in increasing and decreasing order.
2. Health is Wealth

	Calories required per day
A healthy child	1800
An adult female	2400
An adult male	3200



How many calories here?

Take a moment and add how many calories your family needs as a whole per day. Now, find out how many calories your family needs in a month & then a year.

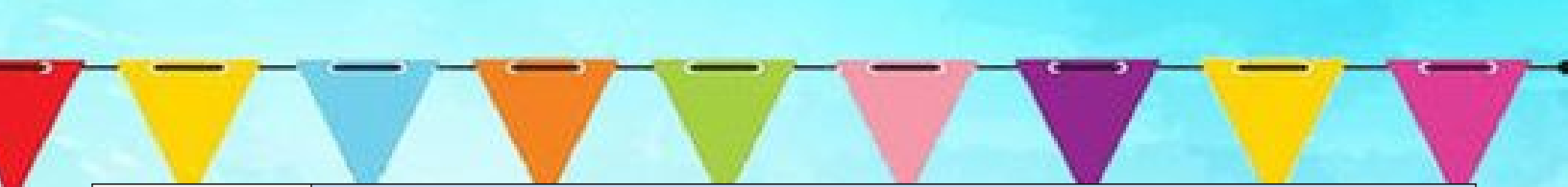
3. Innovating with Geometrical shapes is so much fun. It not only involves playing with our imagination but also recreating things in a meaningful way. Try your hands at recreating some healthy snack that keep us fit and present it using Geometrical shapes. Enjoy this snack with your family and friends!! (Click the picture of the dish you have made and paste it on a sheet.)
4. Make a model of a clock by using a base having a picture of any healthy food item. Note: Numbers on the clock should be written in Roman Numerals.



## Science

1. Draw a well-labeled diagram of 'Structure of Seed' and its internal parts on an A-4 size sheet.
2. Collect small, square- shaped samples of 5 different types of fabric from your home. Paste them on an A-4 size sheet and identify their types.
3. Make a project report on Pollution. Include the following points in your report:
  - Pollution and its types,
  - Its causes, and
  - Effects of pollution.Prepare your report on A-4 size sheets and Compile them together in a file.
4. Revise and Learn chapter 1 and 2.





Social Science	Activity
	<p>1) In your fair notebook, write the names of two countries in the following continents :-</p> <p>1. Asia _____</p> <p>2. Africa _____</p> <p>3. Europe _____</p> <p>4. South America _____</p> <p>2) Map Work: On the physical map of India , use appropriate colours to show the following:</p> <ul style="list-style-type: none"><li>● Indian Ocean</li><li>● Bay of Bengal</li><li>● Northern Plains</li><li>● Arabian Sea</li><li>● Himalayas</li><li>● Thar Desert</li></ul> <p>Instructions:</p> <p>Use brown colour for mountain, blue colour for water bodies, green colour for plain land and yellow colour for desert.</p> <p>3) Make a model of latitudes</p> <p><b>Instructions:</b></p> <ul style="list-style-type: none"><li>*Take a ball (plastic and light-weight ball)</li><li>*Draw lines of latitude on the ball, with different colors.</li></ul> <p>4) Make a diagram of climatic zones of the earth on an A-4 size sheet.</p> <p>5) Revise all chapters covered till date.</p>
संस्कृत	Revise the entire syllabus covered till date.





## Art & Craft

Q1. Draw a beautifully-coloured Village Scene in your drawing files.

Q2. Make a flower basket using newspapers and other waste material.



## Computer

- 1) Write a short note on the following personalities and paste their pictures:
  - a) Charles Babbage
  - b) Augusta Ada Lovelace
  - c) Dr. Herman Hollerith
  - d) George Boole
- 2) Differentiate between – Bluetooth and Wi-Fi
- 3) Write any five points which human beings can learn from a Computer on an A-4 Size sheet.
- 4) Project: - Make a collage on “Input and Output Devices”. Collect the pictures from magazines, newspapers, Internet or computer book and prepare their collage on an A-4 size sheet.

***Hope you have a great time while enjoying your Summer Break!***

