



RUKMINI DEVI
PUBLIC SCHOOL
The School with a difference
Under the aegis of Seth Pokhar Mal Educational Society

Tel : 09996547888, 09729086888, 09996494331
E-mail : contact@rdps-nh1.edu.in, website : www.rdps-nh1.edu.in
Affiliated to CBSE - New Delhi (Affiliation No. : 531276)

43.7 Milestone, NH-1,
Vardaan Chowk, Sec-7,
Sonapat



Holidays Home Work (Session 2022-23)

Class – VI

Name: - _____

Roll No. _____

Dear students,
Greetings!!!

“Longer days and shorter nights

Dark shades & brighter lights

Favourite music & best friends

Keep away pencils and Pens.

Make these days the time of your life

And make the nights just as right

This time only comes once a year

So live it up without inhibition and fear.

This summer break,

Try and make a difference”.

Appreciate Nature - Go for long walks in a park or garden with your family and friends.

Good manners are the key - Respect your parents, grandparents and all elders. Use three magical words (Sorry, Please and Thank you).

Stay Fit, Stay Healthy - Play your favourite game / sport regularly.

Learn about our Heritage – Find some time to visit museums and monuments. Visit to



Rashtrapati Sangrahalaya and share your findings with your family and friends.


Save Nature – Contribute to save our precious environment. Minimize the wastage of resources like water, fuel and electricity.

Must do:-

- ✓ Eat healthy food and drink lots of water & juices.
- ✓ Read every day. Watch less T.V.
- ✓ Revise the syllabus covered till now.

Instructions for Students	Guidelines for Parents
Do your homework neatly and on your own.	Encourage your child to go outdoors rather than sitting in front of electronic gadgets all day.
Learn and Revise all the work done in the class.	Encourage your child to cultivate the reading habit. Get them some story books of their choice to read.
Make your own time table for summer vacations.	Involve your child in some household chores like laying the table, watering the plants, washing their own plates, cleaning their cupboards etc. Such type of activities gives them first-hand experience to become more confident and responsible.
Before going to bed at night, Plan your tasks for the next day and pen them down in a small diary. You can write at least 5 lines about what you did for the whole day and what you will do on the following day.	Encourage your child to do their homework on their own, but under your guidance.
Prepare a folder, decorate it and bring all your holidays homework in it.	



Subjects	Tasks/Activities
English	<p>Book report</p> <p>Reading is crucial to everyone's success. It is one of the most fundamental skills a child should acquire. It helps not only to enhance their vocabulary but also to acquire values which indeed equip them to live a meaningful life. Enjoy reading any one of the following books :</p> <ul style="list-style-type: none"> • Matilda by Roald Dahl • Secret Seven series by Enid Blyton • Charlie and the Chocolate factory by Roald Dahl • Tom Sawyer by Mark Twain <p>Make a book Report of the book you read from the above list. It should include the following things:</p> <ul style="list-style-type: none"> • Book Cover (Draw an important scene) • Title of the book • Name of the author • Your favourite character from the story • His /her character sketch • The reason why you liked the book. <p>Note: Use your creativity to prepare a colourful book report</p> <p>2. Revise the entire syllabus that has been covered till now.</p>
Hindi	<p>निर्देश : नीचे दिया गया कार्य अपनी उत्तर पुस्तिका में सुंदर लेख में पूरा कीजिए।</p> <p>वर्कशीट :</p>  <ul style="list-style-type: none"> • नीचे दिए गए चित्र को ध्यान से देखिए और उसका वर्णन करते हुए कहानी बना कर लिखिए। • परीक्षा की तैयारी को लेकर दो सहेलियों के बीच हुए संवाद को लिखिए। • नीचे दिए गए लिंक को खोलकर उसमें दी गई कहानी को ध्यानपूर्वक सुनिए। कहानी को

सुनकर आपको क्या सीख मिली, अपने शब्दों में लिखिए।

<https://youtu.be/fSva9YNEwO8>

- अप्रैल-मई माह में कराए गए कार्य की दोहराई कीजिए।

Math

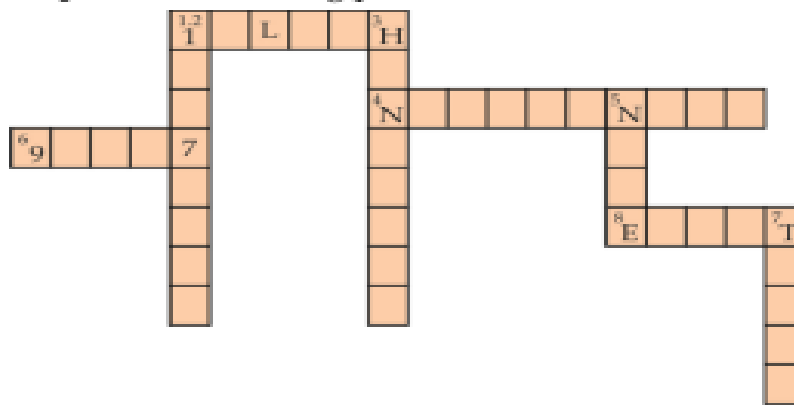
PROJECT WORK:

- **Group 1 (Roll no. 1-12):** Make a project on “RAMANUJAN - The Great Mathematician”. You need to make a picture of Ramanujan and write the important contributions made by him (in not more than 50 words) on A-4 size sheet
- **Group 2 (Roll no. 13-24):** Make a Rangoli design with the help of different 2-D geometrical shapes on an A-4 size sheet
- **Group 3 (Roll no. 25 and above):** Make the place value model by using paper cups and writing down the large numbers and their place values on it.

WORKSHEET:

Q1. CROSSWORD

Complete the following puzzle:



ACROSS:


2. Value of Indian System equivalent to 1 million.
6. General 5 digit number using 9, 8, 7.
4. Expressing a number that is one less than 100, in words.
8. 2, 4, 6,.....


DOWN:

1. Successor of 10378695
3. Place of International System of numeration after Ones and Tens.
5. Greatest one digit number.
7. Number of zeroes in one thousand.

Suggestion: Crossword can be related to any concept.

	<p>Q2. Collect the data about the population of 10 states or big cities of India and write it in words. Use both Indian and International Number system.</p> <p>Q3. Revise the entire syllabus that has been covered till now.</p>
Science	<p>PROJECT-</p> <ol style="list-style-type: none"> 1. Prepare a nutrient chart of your diet for one week. Write the names of dishes you eat and the state the nutrients present in them. On the basis of your nutrient chart, answer the following questions: <ul style="list-style-type: none"> • Which nutrients were deficient or in excess in your diet? • Write ways how you can improve your diet 2. Collect wrappers of food items such as biscuits, chips, juices and maggi, etc. and staple them on an A-4 size sheet. Also, write the ingredients present in them. Analyze if such food items are beneficial for our health or not. 3. Paste a political map of India on an A-4 size sheet and highlight the states producing Cotton and Jute. 4. Revise and learn Chapters – 1, 2 and 4.
Social Science	<p>GEOGRAPHY</p> <ul style="list-style-type: none"> • Learn and Revise the whole syllabus done in notebook • Draw the Solar System and color it. Also name all the planets on A-4 sheet and write information about each planet. <p>CIVICS</p> <ul style="list-style-type: none"> • Make a list of any five states of India showing the following points: Language spoken, food, festivals, dance forms, dress worn, tourist spots and monuments etc. <p>HISTORY</p> <ul style="list-style-type: none"> • Make a manuscript: Take a broad leaf. Put it under a heavy book for ten days. On the leaf, write why do we study social science? <p style="text-align: center;">OR</p> <ul style="list-style-type: none"> • On a chart paper draw a colourful diagram of the tools and weapons of the Early man.
Art and Craft	<p>Q1. Draw a landscape in your Art files and colour it in ink. Use the reference of the image shown below:</p>





Q2. Bottle Craft: Decorate waste plastic bottles using clay or wool.



Computer

Using the mail merge feature in Ms Word, compose a notice for the residents of an area from the Municipality. Outline the importance of segregating waste in that notice.

Value Education

“Good habits and good deeds are essential for a happy life.”

Choose any 2 topics from the list given below:

- Education,
- Caring of plants,
- Time Management,
- Showing humanity

Describe any one event/incident where you “portrayed” any one of the above values in 100-150 words. Do this activity on an A-4 size sheet

Also, draw a picture /paste a photograph of yours performing the deed that highlights the value chosen by you.

Hope you have a great time while enjoying your Summer Break!

